

Who am I and  
where do I come  
from?

Easby Adventures in Learning!

As part of our RE topic, Myself, we have been learning all about how God loves us and knows our names.

We looked carefully at our name cards and practiced recognizing them. We decorated our name cards and will practice writing our them soon!





As part of our All About Me adventures in learning, we have been learning how to paint portraits!


We carefully looked at our own faces using mirrors, then selected the colours for each of our body parts. We used different brush strokes to paint our own features. We are so proud of our portraits!





As part of our All About Me Adventures in Learning, our families helped us to make our own All About Me bags.

Each child presented photos of themselves as babies, shared props to represent the activities they enjoy, and talked about their families and special people. Some children also shared their favourite stories with the class!





As part of our first expedition 'Our bodies', we explored how we have grown! We looked carefully at photographs of us when we were a baby and talked about the changes that happened as we grew into a toddler and a child. We know that one day we will grow into teenagers then adults!






Our focus book is You Choose! During Communication and Language sessions, we have been carefully looking at the pages and sharing our thoughts with our friends.

Hot air balloon!  
- Jaylynn

I want to go up there! Up the mountain. It might be icy!  
- Vinnie

I would like to go to the beach. With daddy and mummy. I will take my bucket and spade, I make a castle. Finn and Quaid and Blake can come!  
- Dolcie




I would like to go to the stars. I will go on a rocket! It will be like nighttime.  
- George

Its choo choo train!  
- Alfie

I want to go to the little houses! This one can me for me and nanan and my uncle Jameel. I will go to the beach and go paddling in that water. I think it will be cold!  
- Khamari



Whilst exploring our new environment we have been learning to choose writing equipment and make marks with them.



We are learning to make connections between our movements and the marks that we made.



Initially, most children are making marks with a palmar grip.



As our fine motor skills develop, we will learn to use the static tripod grip





Our first Maths topic is Colours! We have been learning to name, identify, and mix colours.

In the pictures you can see how we found the correct coloured object and used our hands to mix new colours!





Whilst learning about our local area, we looked at photos of important places in our community!  
We have been building these landmarks with the construction resources.



Conisbrough  
castle



The Craggs



Conisbrough  
viaduct





We presented our homes on Google Maps!

We loved telling our friends about the features of our homes and talking about the people we live with.

That's my house. It's got a chimney, but mine isn't like Preston's, mine is made out of bricks!  
- Remy

My house have a red door at the front and another white one. Murphy lives with my family!  
- Preston

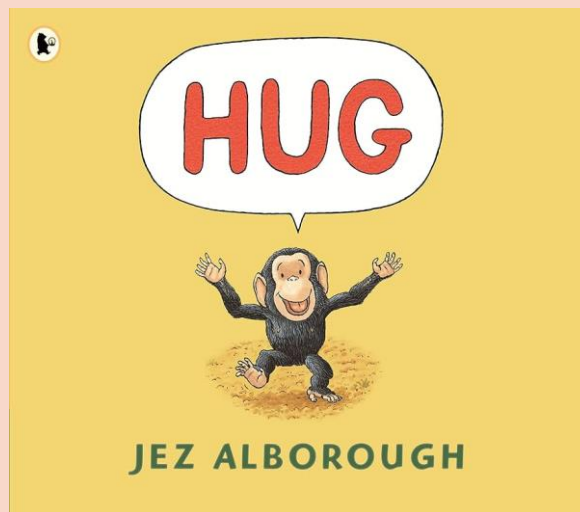
I live in that house, but my door is black now. Mummy, Daddy, Charlie and me live there.  
- Ella



As part of our third expedition, we have been learning about our families and communities.


We used the book 'Hug' by Jez Alborough to talk about the special people we like to hug.

We gave meaning to our marks and are becoming confident mark makers!





We learnt about the people who help us in our community.  
We made our own costumes and helped to make nursery safe  
again!





To present our learning, we used all of the knowledge and skills we have learnt to make All About Me posters!  
Our grown-ups came to visit and we loved talking to them about our Adventures in Learning!  
We used full sentences to express ourselves while sharing our wonderful learning.

